

Weekly Report of COVID-19 Integrated ILI and SARI Surveillance

Royal Centre for Disease Control
Ministry of Health

Wangchutaba, Serbithang, Thimphu, Bhutan.

Post Box No. 667, Tele: +975-02-350577/78

Website: www.rcdc.gov.bt, Email: rcdc@health.gov.bt

Weekly COVID-19 Integrated Flu Surveillance Report for week 25 (Jun 17 – 23, 2024)

- A total of 53 ILI and SARI specimens were received and 3.8% (2) were influenza-positive and 3.8% (2) COVID-19 positive by Multiplex PCR (SC2). The Influenza and COVID-19 positivity decreased by 3.8% respectively compared to the previous week (Figure 1).
- The affected age group for Influenza was 5–14 years (50.0%) and 15–29 years (50.0%) (Figure 2). There was no ARI outbreak reported for the week (Table 1).
- Trashigang Hospital has not reported for SARI, and Tsirang Hospital has not reported for ILI. Rest all sentinel hospitals have reported for the week (Table 3 & Figure 5).

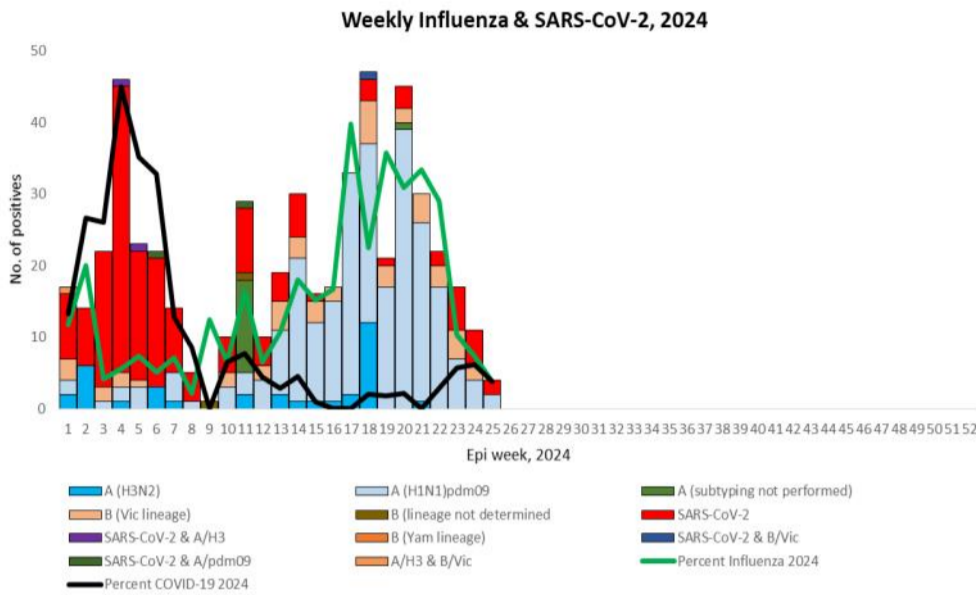


Figure 1: Weekly Influenza subtypes and SARS-CoV-2 through ILI and SARI Sentinel Surveillance

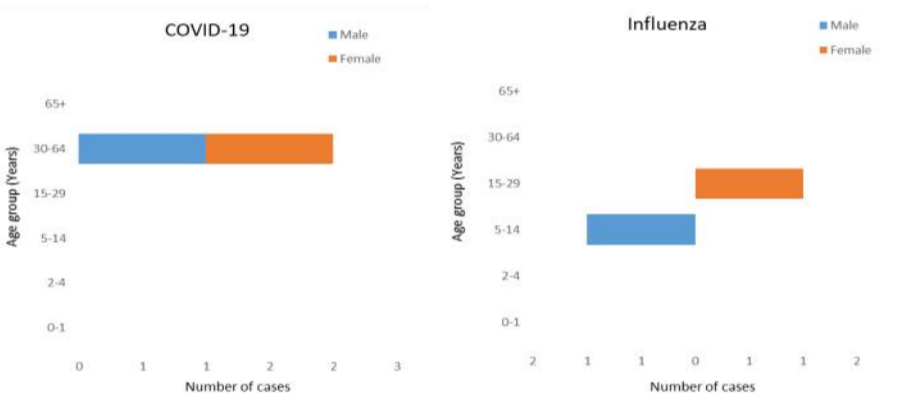


Figure 2: Influenza & SARS-CoV-2 positives by age group and gender

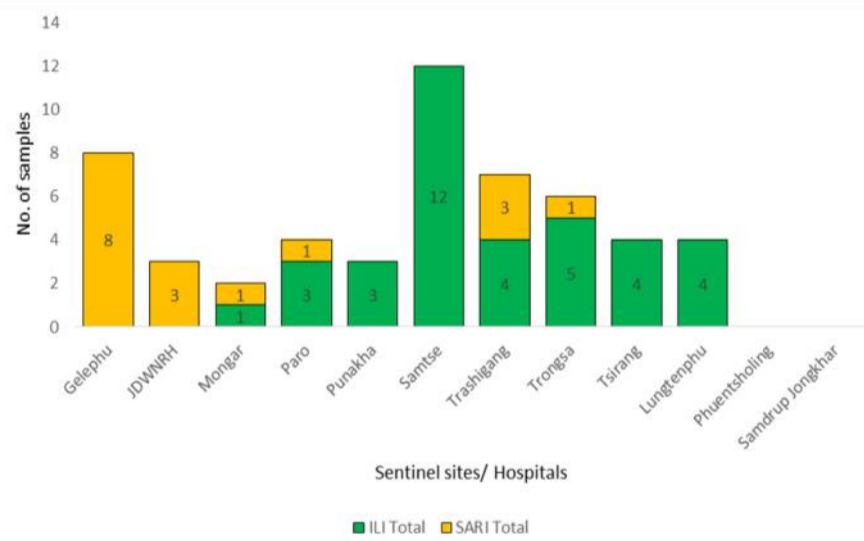


Figure 4: ILI and SARI Specimens status for Testing week 25, 2024

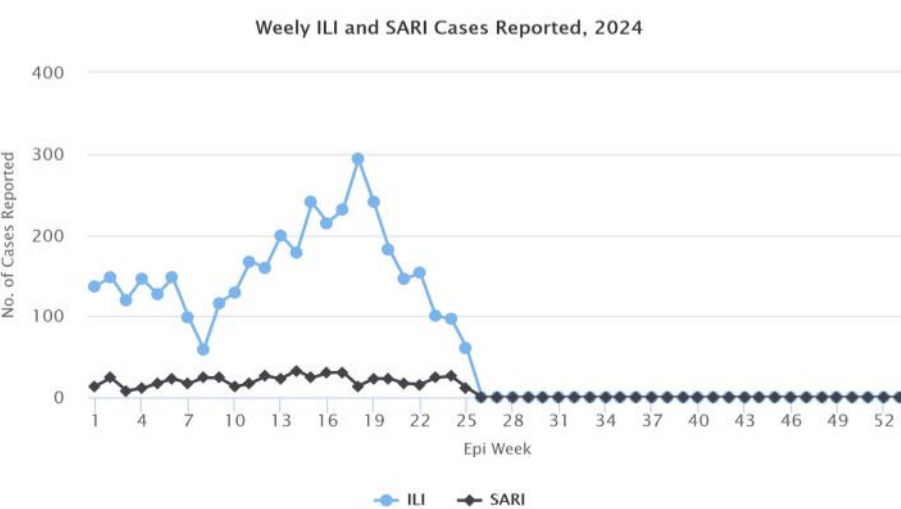


Figure 5: Weekly trend of ILI and SARI cases reported by Sentinel Hospitals

Table 1: Acute respiratory infection (ARI) outbreak in week 25

- No ARI Outbreaks reported during the week.



Figure 3: Influenza subtype & SARS-CoV-2 positive percent by District

Table 2: Influenza subtypes and SARS-CoV-2 in Testing week 25, 2024

Sentinel Sites/ Hospitals	ILI		SARI		Grand Total
	SARS-CoV-2 A/pdm09	Neg	ILI Total	SARI Total	
Gelephu				8	8
JDWNRH				3	3
Mongar			1	1	2
Paro			3	1	4
Punakha			3		3
Samtse	2	2	8		12
Trashigang			4	3	7
Trongsa			5	1	6
Tsirang			4		4
Lungtenphu			4		4
Phuentsholing					
Samdrup Jongkhar					
Grand Total	2	2	32	17	53

Table 3: ILI and SARI cases reporting status for week 25, 2024

Year	Week	Site	Department	SARI	IPD	Year	Week	Site	ILI	OPD
2024	25	Gelephu CRRH	Pediatric Ward	8	10	2024	25	Paro Hospital	2	2716
2024	25	Gelephu CRRH	ICU	0	2	2024	25	Punakha Hospital	14	1675
2024	25	Gelephu CRRH	Medical Ward	0	8	2024	25	Samdrup Jongkhar Hospital	19	561
2024	25	JDWNRH	Pediatric Ward	0	33	2024	25	Samtse Hospital	11	891
2024	25	JDWNRH	Medical Extension Ward	Not Reported		2024	25	Trashigang Hospital	10	748
2024	25	JDWNRH	Pediatric ICU	0	4	2024	25	Trongsa Hospital	5	299
2024	25	JDWNRH	Cabin	Not Reported		2024	25	Tsirang Hospital	Not Reported	
2024	25	JDWNRH	Medical Ward	Not Reported				Total	61	6890
2024	25	JDWNRH	ICU	0	10					
2024	25	JDWNRH	Emergency	Not Reported						
2024	25	Monggar ERRH	ICU	Not Reported						
2024	25	Monggar ERRH	Medical Ward	Not Reported						
2024	25	Monggar ERRH	Pediatric Ward	0	10					
2024	25	Paro Hospital	General Ward	0	36					
2024	25	Phuentsholing Hospital	Medical Ward	2	23					
2024	25	Punakha Hospital	General Ward	1	31					
2024	25	Samdrup Jongkhar Hospital	General Ward	0	9					
2024	25	Samtse Hospital	General Ward	0	20					
2024	25	Trashigang Hospital	General Ward	Not Reported						
2024	25	Trongsa Hospital	General Ward	0	5					
2024	25	Tsirang Hospital	General Ward	1	8					
		Total		12	209					