

Weekly Report of COVID-19 Integrated ILI and SARI Surveillance

Royal Centre for Disease Control

Ministry of Health

Wangchutaba, Serbithang, Thimphu, Bhutan.

Post Box No. 667, Tele: +975-02-350577/78

Website: www.rcdc.gov.bt, Email: rcdc@health.gov.bt

Weekly COVID-19 Integrated Flu Surveillance Report for week 23 (Jun 3 – 9, 2024)

- A total of 106 ILI and SARI specimens including ARI outbreak samples were received and 10.4% (11) were influenza-positive and 5.7% (6) COVID-19 positive by Multiplex PCR (SC2). The Influenza positivity decreased by 18.6% and COVID-19 positivity increased by 2.8% compared to the previous week (Figure 1).
- The affected age group for Influenza was 5–14 years (45.5%) followed by 15–29 years (27.3%) (Figure 2). There was no ARI outbreak reported during the week (Table 1).
- All the ILI and SARI sentinel hospitals have reported for the week (Table 3 & Figure 5).

Weekly Influenza & SARS-CoV-2, 2024

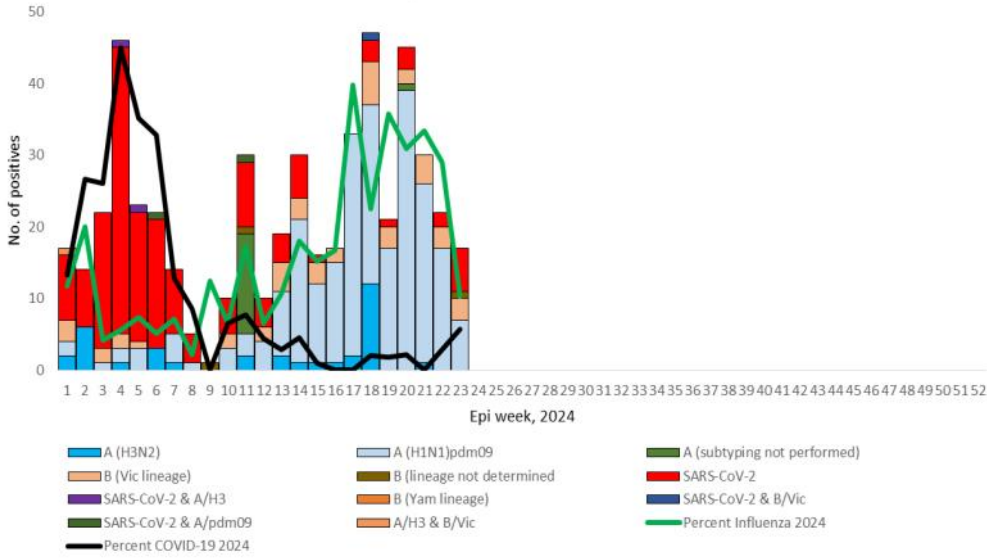


Table 1: Acute respiratory infection (ARI) outbreak in week 23

- No ARI Outbreaks reported during the week.

Figure 1: Weekly Influenza subtypes and SARS-CoV-2 through ILI and SARI Sentinel Surveillance

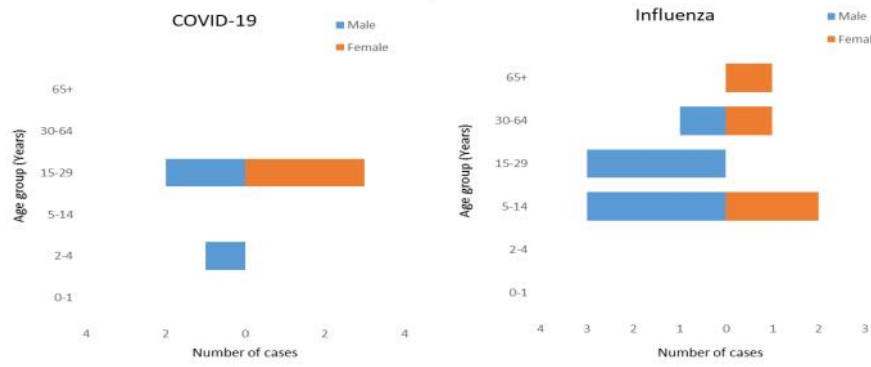


Figure 2: Influenza & SARS-CoV-2 positives by age group and gender

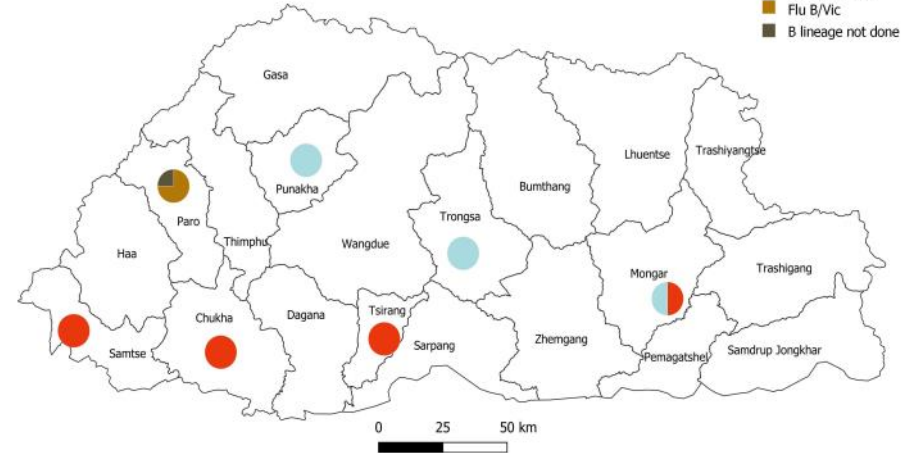


Figure 3: Influenza subtype & SARS-CoV-2 positive percent by District

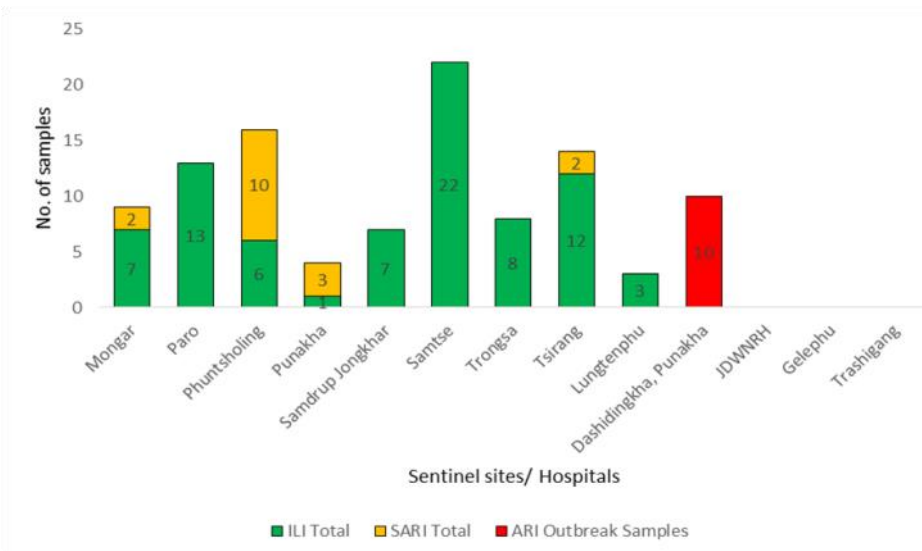


Figure 4: ILI and SARI Specimens status for Testing week 23, 2024

Table 2: Influenza subtypes and SARS-CoV-2 in Testing week 23, 2024

Sentinel sites/ hospitals	ILI					SARI			ARI Outbreak			Grand Total
	A/pdm09	B/Lineage Not Determined	B/VIC	SARS-CoV-2	Neg	A/pdm09	Neg	Total	A/pdm09	Neg	Outbreak Samples	
Mongar	1			2	4	7	1	1	2			9
Paro		1	3		9	13						13
Phuntsholing				2	4	6	10	10				16
Punakha	1					1	3	3				4
Samdrup Jongkhar					7	7						7
Samtse				1	21	22						22
Trongsang	3				5	8						8
Tsirang				1	11	12	2	2				14
Lungtenphu					3	3						3
Dashidingkha, Punakha									1	9	10	10
JDWNRH												
Gelephu												
Trashigang												
Grand Total	5	1	3	6	61	76	1	16	17	1	9	106

Table 3: ILI and SARI cases reporting status for week 23, 2024

Year	Week	Site	Department	SARI	IPD	Year	Week	Site	ILI	OPD
2024	23	Gelephu CRRH	Pediatric Ward	6	11	2024	23	Paro Hospital	0	2715
2024	23	Gelephu CRRH	ICU	Not Reported		2024	23	Punakha Hospital	28	1654
2024	23	Gelephu CRRH	Medical Ward	1	10	2024	23	Samdrup Jongkhar Hospital	32	670
2024	23	JDWNRH	Pediatric Ward	Not Reported		2024	23	Samtse Hospital	5	1599
2024	23	JDWNRH	Medical Extension Ward	Not Reported		2024	23	Trashigang Hospital	10	862
2024	23	JDWNRH	Pediatric ICU	0	5	2024	23	Trongsang Hospital	12	383
2024	23	JDWNRH	Cabin	Not Reported		2024	23	Tsirang Hospital	13	1130
2024	23	JDWNRH	Medical Ward	Not Reported				Total	100	9013
2024	23	JDWNRH	ICU	0	10					
2024	23	JDWNRH	Emergency	Not Reported						
2024	23	Monggar ERRH	ICU	Not Reported						
2024	23	Monggar ERRH	Medical Ward	0	6					
2024	23	Monggar ERRH	Pediatric Ward	1	1					
2024	23	Paro Hospital	General Ward	2	31					
2024	23	Phuntsholing Hospital	Medical Ward	5	23					
2024	23	Punakha Hospital	General Ward	1	43					
2024	23	Samdrup Jongkhar Hospital	General Ward	0	9					
2024	23	Samtse Hospital	General Ward	0	13					
2024	23	Trashigang Hospital	General Ward	5	45					
2024	23	Trongsang Hospital	General Ward	1	2					
2024	23	Tsirang Hospital	General Ward	2	22					
		Total		24	231					

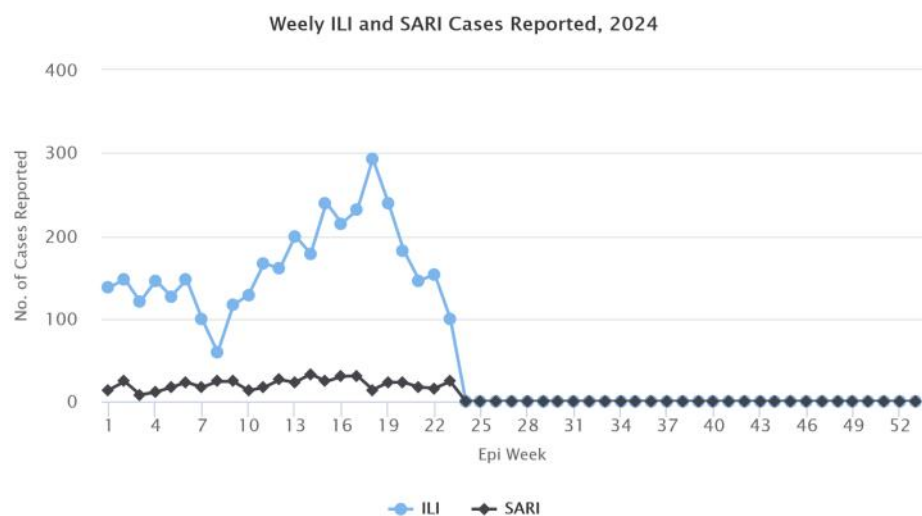


Figure 5: Weekly trend of ILI and SARI cases reported by Sentinel Hospitals